

Glass Inspect



Bare & Metallized Glass

ParticleInspect - The Optimal AOI Particle Counter Solution for Bare and Metallized Glass, Available as Inline or Offline Version



Dr. Schenk ParticleInspect is designed for high-speed particle detection of bare glass and metallized glass with layer films like ITO, GIN, Cu, A-Si and Mo, both integrated in inline production systems and standalone for offline lab applications.

High resolution scanning for smallest particles such as dust, hair, fibers or adhered glass chips will ensure that sources of contamination on glass sheets can be identified and addressed quickly before large production losses occur.

ParticleInspect can differentiate clearly between A-side and B-side particles, an exclusive benefit of the Dr. Schenk inspection.

The modular system design enables delivery of complete AOI solutions either as standalone components or as customized modules in production lines.




Inline ParticleInspect solution integrated in production line




Offline ParticleInspect solution in Mini-Environment in a Cleanroom Production Site


Particles 0.3 μm




Particles 1 μm



Particles 3 μm



Particles 5 μm

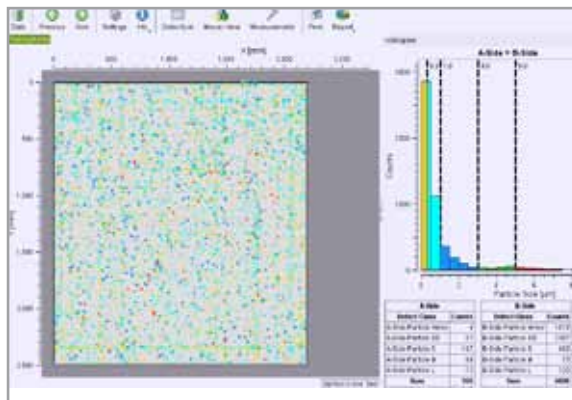


KEY FEATURES

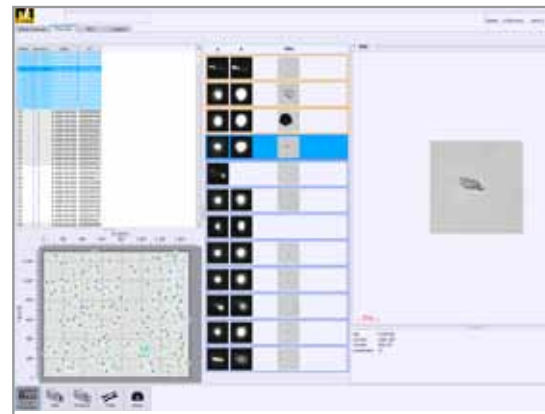
- Dr. Schenk TDI camera with 256 lines and high resolution (9 Mega Pixel), plus proprietary ultra-bright LED illumination technology in reflection mode for superior sensitivity on top and bottom surface down to 0.3 μm particle size
- Simultaneous autofocus controlled inspection of A- and B-side down to 0.3 mm glass thickness
- Automatic adaptation of B-side focus for different glass thicknesses by inspection recipe
- Sensitivity adjustable (low and high sensitivity mode) by customer according to the minimum size of particles that are of interest
- Microscope review with Dr. Schenk CMOS matrix camera including autofocus control for high magnification evaluation of defects
- New generation of glass support table - no exclusion area around supporting pins



Inline Particle Counter with vertical alignment



Defect Map and Particle Histogram after particle scan



Defect images after Microscope Review

About Dr. Schenk

Dr. Schenk GmbH offers inspection and measurement solutions for automated quality assurance and production process control - a key success factor in the making and converting of many materials, e.g. plastics, textile materials, nonwovens, paper, metal, or glass, for a multitude of markets like display glass, automotive, packaging, medical, renewable energy, and many more. From modular standard units to highly customized systems – Dr. Schenk's solutions have precision in focus!

CONTACT

Dr. Schenk GmbH
Industriesmesstechnik
 Einsteinstrasse 37
 (Martinsried)
 82152 Planegg, Germany

Phone: +49-89-85695-0
 Fax: +49-89-85695-200

USA
 Phone: +1-651-730-4090
 Fax: +1-651-730-1955

China-Kunshan
 Phone: +86-512-8788-0069
 Fax: +86-512-8788-0070

Hong Kong
 Phone: +852-2425-1860
 Fax: +852-2425-6775

China-Beijing
 Phone: +86-10-6503-2159
 Fax: +86-10-6503-2161

Taiwan
 Phone: +886-2-2920-7899
 Fax: +886-2-2920-8198

China-Shanghai
 Phone: +86-21-6163-3548
 Fax: +86-21-6163-3549

Korea
 Phone: +82-2-527-1633
 Fax: +82-2-527-1635

